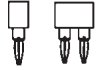





### "Hard metric" PCB receptacles press-fit

Grid spacing 2.0×2.0 mm  
Receptacle for pins  
Ø 0.40–0.56 mm



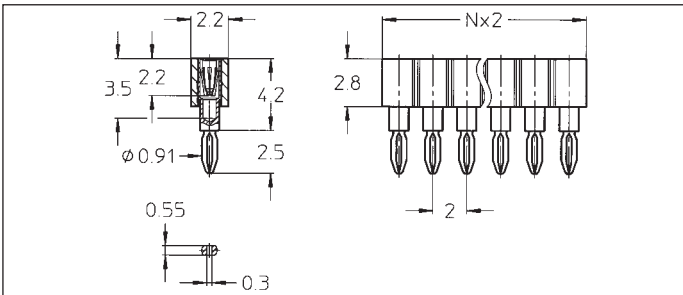
For solderless mount into PCB with 1.5–2.4 mm thickness for plated thru-holes Ø 0.71±0.06 mm

For corresponding pin connectors see pages 19 and 20

Platings	Sleeve 	Clip 	Pin 
91	5 µm Sn Pb	0.25 µm Au	
93	5 µm Sn Pb	0.75 µm Au	
99	5 µm Sn Pb	5 µm Sn Pb	

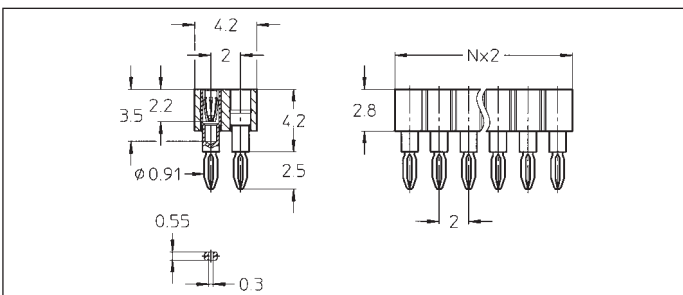
### Ordering information

Replace **xxx** with the number of poles, e.g. 833-93-**xxx**-64-001 for a double row version with 8 pins per row becomes:  
833-93-**016**-64-001



- 831-91-xxx-64-001
- 831-93-xxx-64-001
- 831-99-xxx-64-001

Straight receptacle: press-fit, single row  
Availability from: 1 to 50 contacts  
Standard number of contacts 50



- 833-91-xxx-64-001
- 833-93-xxx-64-001
- 833-99-xxx-64-001

Straight receptacle: press-fit, double row  
Availability from: 4 to 100 contacts  
Standard number of contacts 100